



USER ARTICLE SUGGESTED SPARES 7070





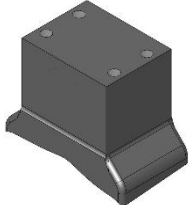

Version 2026.1

SCOTTSDALE


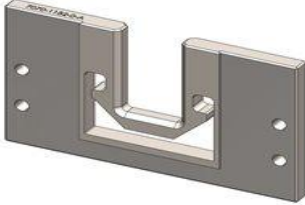
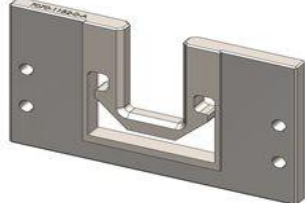
THE TRUSTED STEEL-FRAMING PARTNER

SUGGESTED SPARES COMMON

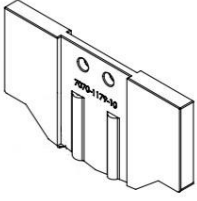
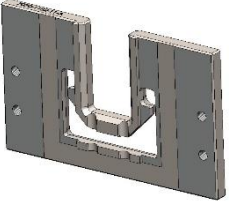
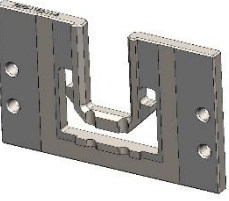
	<p>3000-1090-1 Encoder 5000 Pulse No Cable</p> <p>Qty Required: 1</p>	<p>5-series compatible 6-series compatible 7-series compatible</p>
	<p>9000-1005-50 Flatten Shaft With Cap Seal (Double and Single Rivet)</p> <p>Qty Required: 2</p>	<p>5-series compatible 7-series compatible</p>
	<p>9000-1000-41 Rivet Punch Assembly (Dia 4.9mm Double Rivet)</p> <p>Qty Required: 2</p>	<p>5-series compatible 7-series compatible</p>
	<p>7000-1198-42-P Rivet Punch Insert Dia 4.9 x 50 (Large Head Double Rivet)</p> <p>Qty Required: 2</p>	<p>5-series compatible 7-series compatible</p>

	<p>7000-1185-40 Service Die Insert 28mm (Double Rivet) Qty Required: 1</p>	<p>5-series compatible 7-series compatible</p>
	<p>7000-1191-3 Service Punch 28mm Qty Required: 1</p>	<p>5-series compatible 7-series compatible</p>
	<p>7070-1171-41 Notch Punch Double Rivet (OLD Style Cut) Qty Required: 1</p>	<p>5-series compatible 7-series compatible</p>
	<p>7070-1172-40 Notch Die Qty Required: 1</p>	<p>5-series compatible 7-series compatible</p>

SUGGESTED SPARES G1

	<p>7070-1179-1 Cut Off Blade</p> <p>Qty Required: 1</p>	<p>5-series compatible 7-series compatible</p>
	<p>7070-1182-02-A Cut Off Die - Entry</p> <p>Qty Required: 1</p>	<p>7-series compatible</p>
	<p>7070-1182-02-B Cut Off Die - Exit</p> <p>Qty Required: 1</p>	<p>7-series compatible</p>

SUGGESTED SPARES G2

	<p>7070-1179-10 Cut Off Blade End Bearing</p> <p>Qty Required: 1</p>	<p>5-series compatible 7-series compatible</p>
	<p>7070-1182-10-A Cut Off Die - Entry - End Bearing</p> <p>Qty Required: 1</p>	<p>7-series compatible</p>
	<p>7070-1182-10-A Cut Off Die - Exit - End Bearing</p> <p>Qty Required: 1</p>	<p>7-series compatible</p>